


AEDONPUMP

RAPTOR 6D SUPERHEAVY



DIESEL

**DRIVEN SEWAGE
AND DEWATERING PUMP**

V3.25

FEATURES AND COMPETITIVE EDGE

Type: **Raptor 6D SUPERHEAVY**
 Connection size: **6 in / 8 in**

Frame LxWxH: **2299x1100x1601 mm / 90.5x43.3x63 in**

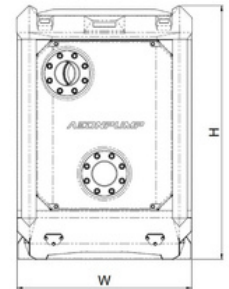
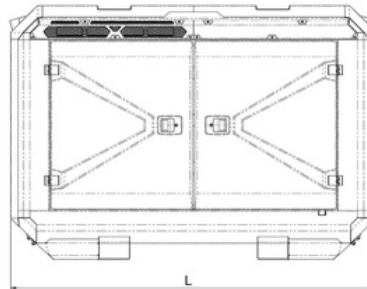

Dry weight: **1450 kg / 3200 lbs**

Fuel tank capacity: **270 L / 70 US gal**

Sound level: **64 dB at 10 m / 33 ft**


Designed for heavy duty applications.
Sewage bypass, drainage and dewatering:

- Extended maintenance intervals;
- High-grade parts of superior quality;
- Online telemetry and remote access capability;
- Unsurpassed efficiency values that set the industry standard.




PUMP TECHNICAL SPECIFICATION

Pump Max. flow: **500 m³/h / 2200 US gpm**
 Max. head: **46 m / 150 ft / 65 PSI**
 Impeller type: **Screw impeller**
 Solids handling: **100 mm / 3.94 in**
 Temperature: **max. 40°C / 104°F**
 Casing: **GG25 (0.6025)**
 Impeller: **GGG60 (0.7060)**
 Suction Liner: **GG20 (0.6020)**
 Wear Ring: **GG20 (0.6020)**
 Shaft: **1.4021**
 Shaft Sealing: **WC/SiC/NBR**
 O-Rings: **NBR**
 Suction liner adjustable by external regulation screws



Dual Vacuum pump System

Priming System Pump type: **dry claw vacuum pump**
Air handling capacity: **120 m³/h / 70 CFM**
Max. vacuum: **9.0 m / 30 ft**
Floatbox: **Hot dip galvanized Steel**
Non-return valve: **Ductile iron GJS400**
Check valve ball: **Rubber NBR**
Additional Vacuum pump: **120 m³/h / 70 CFM**
Total Air Capacity: **240 m³/h / 140CFM**



ENGINE OPTIONS

Standard Model: **Hatz 3H50TICD/ Hatz 3H50TIC**
Emission standard: **Stage V/ Tier 4f**
Cylinders: **3**
Displacement litres: **1.464 L / 89.34 cu. in.**
Fuel consumption: **6.3 L/h / 1.7 gal/h**
Bore and stroke: **84 x 88 mm / 3.31 x 3.46 in**
Maximum power: **25 kW / 33.5 hp @1900 rpm**
Variable speed: **1300 - 1900 rpm**
Combustion system: **High-pressure common rail direct injection**
Exhaust after treatment: **cEGR, DOC, DPF**



FRAME OPTIONS


Silent canopy

Canopy type: **Stackable**
Material: **Hot dip galvanized Steel**
Dimensions LxWxH: **2299x1100x1601 mm / 90.5x43.3x63 in**
Lifting point: **Single lifting point**
Forklift pockets: **Installed**



Open canopy

Canopy type: **Stackable**
Material: **Hot dip galvanized Steel**
Dimensions LxWxH: **2299x1100x1601 mm / 90.5x43.3x63 in**
Lifting point: **Single lifting point**
Forklift pockets: **Installed**



CONTROL PANEL OPTIONS

Standard

AEONPUMP Software
Automatic level control
Hydrostatic level sensor*
SMS alarm system*
Online telemetry*
Dual float switch
Light Assistant*

* Optional





1300

1400

1500

1600

1700

1800

1900

