


**AEDONPUMP**

# RAPTOR 6D SUPERHEAVY



**DIESEL**

**DRIVEN SEWAGE  
AND DEWATERING PUMP**

V3.25

## FEATURES AND COMPETITIVE EDGE

Type: **Raptor 6D SUPERHEAVY**  
Connection size: **6 in / 8 in**

Frame LxWxH: **2299x1100x1601 mm / 90.5x43.3x63 in**

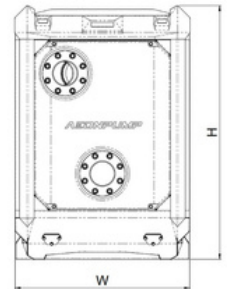
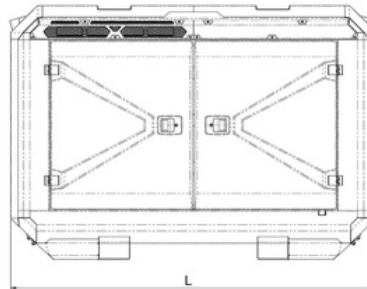
Dry weight: **1450 kg / 3200 lbs**

Fuel tank capacity: **270 L / 70 US gal**

Sound level: **64 dB at 10 m / 33 ft**


**Designed for heavy duty applications.  
Sewage bypass, drainage and dewatering:**

- Extended maintenance intervals;
- High-grade parts of superior quality;
- Online telemetry and remote access capability;
- Unsurpassed efficiency values that set the industry standard.



## PUMP TECHNICAL SPECIFICATION

**Pump** Max. flow: **500 m<sup>3</sup>/h / 2200 US gpm**  
Max. head: **46 m / 150 ft / 65 PSI**  
Impeller type: **Screw impeller**  
Solids handling: **100 mm / 3.94 in**  
Temperature: **max. 40°C / 104°F**  
Casing: **GG25 (0.6025)**  
Impeller: **GGG60 (0.7060)**  
Suction Liner: **GG20 (0.6020)**  
Wear Ring: **GG20 (0.6020)**  
Shaft: **1.4021**  
Shaft Sealing: **WC/SiC/NBR**  
O-Rings: **NBR**  
Suction liner adjustable by external regulation screws



## Dual Vacuum pump System

**Priming System** Pump type: **dry claw vacuum pump**  
Air handling capacity: **120 m<sup>3</sup>/h / 70 CFM**  
Max. vacuum: **9.0 m / 30 ft**  
Floatbox: **Hot dip galvanized Steel**  
Non-return valve: **Ductile iron GJS400**  
Check valve ball: **Rubber NBR**  
Additional Vacuum pump: **120 m<sup>3</sup>/h / 70 CFM**  
Total Air Capacity: **240 m<sup>3</sup>/h / 140CFM**



## ENGINE OPTIONS

**Standard** Model: **Hatz 3H50TICD/ Hatz 3H50TIC**  
Emission standard: **Stage V/ Tier 4f**  
Cylinders: **3**  
Displacement litres: **1.464 L / 89.34 cu. in.**  
Fuel consumption: **6.3 L/h / 1.7 gal/h**  
Bore and stroke: **84 x 88 mm / 3.31 x 3.46 in**  
Maximum power: **25 kW / 33.5 hp @1900 rpm**  
Variable speed: **1300 - 1900 rpm**  
Combustion system: **High-pressure common rail direct injection**  
Exhaust after treatment: **cEGR, DOC, DPF**




## FRAME OPTIONS

**Silent canopy** Canopy type: **Stackable**  
Material: **Hot dip galvanized Steel**  
Dimensions LxWxH: **2299x1100x1601 mm / 90.5x43.3x63 in**  
Lifting point: **Single lifting point**  
Forklift pockets: **Installed**

---



**Open canopy** Canopy type: **Stackable**  
Material: **Hot dip galvanized Steel**  
Dimensions LxWxH: **2299x1100x1601 mm / 90.5x43.3x63 in**  
Lifting point: **Single lifting point**  
Forklift pockets: **Installed**



## CONTROL PANEL OPTIONS

**Standard** AEONPUMP Software  
Automatic level control  
Hydrostatic level sensor\*  
SMS alarm system\*  
Online telemetry\*  
Dual float switch  
Light Assistant\*

\* Optional





1300

1400

1500

1600

1700

1800

1900

