

Horticultural fans

If you want to improve the growing environment in greenhouse cultivation and reduce temperature and humidity variations to a minimum, the Enfan horticultural fan is the right solution. The various models allow you to create the best air circulation under all circumstances. For this, the fans are installed according to the parallel or serial method.

Type ZN en ZG

The ZN en ZG fans are distinguishable in terms of return on investment and noise level. The unique shaped fan blades, with toothed edges (FE2owlet), give the fans an efficient result and a low sound pressure level. The throw is wider than other fans and this creates a soft motion of air. The Enfan is available with an AC motor or an efficient EC motor. This will make the Enfan a perfect fan for use in greenhouses.

Rotation control

The rotation is controlled by transformers that are available in a simple small 1-phase version and large 3-phase versions that can be controlled by a computer. The rotation speed is regulated through five fixed steps.

Suspension support

When the fan is suspended on the short brackets, it often hangs under the rafter. Using the long brackets, the fan can be suspended to a maximum of 134 cm under the rafter, which allows the air stream to encounter less resistance. The carefully designed suspension support with oblique lip is made in such a way that the screen is tilted upwards by the bracket and can therefore fit flush to the rafter.

Parallel system

If the fan is used in combination with an LVM installation, the parallel system is a good choice, regardless the size of the greenhouse.

Serial system

With greenhouses becoming larger, the serial system with several fans in a row is being used more and more. In this way, all the air in the greenhouse is kept moving. A serial system can also be combined well with LVM.



Serial system 3x3

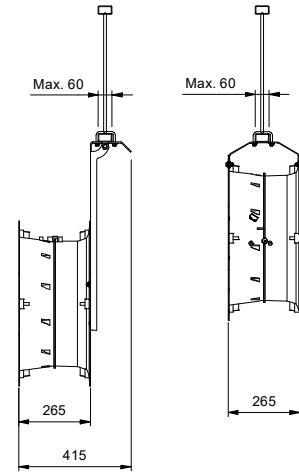
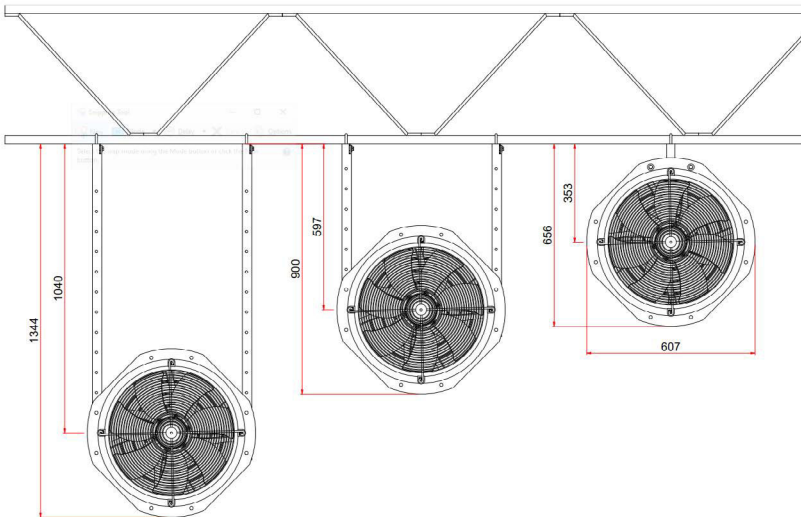
A disadvantage in large greenhouses can be that there is often an uncontrolled air movement. This “natural draught” in the greenhouse can change every day and often causes the throw of the fan to be deflected so that it does not reach the next fan. This is not beneficial to the serial system. To solve this problem, the so-called 3 x 3 system has been developed. By allowing 3 rows placed next to each other to blow in the same direction, the air stream becomes stronger and is no longer deflected. In this way, the air will always be moved from one end of the greenhouse to the other.


Type	ZN045 AC 50 Hz	ZN045 AC 50 Hz	ZG045 EC 50 / 60 Hz	ZG045 EC 50 / 60 Hz	ZG045 AC 60 Hz
Power (kW)	0.38	0.38	0.36	0.17	0.24
Voltage (V)	230	400	200-277 ~1	200-240 ~1	230
Current (A)	1.7	0.64	1.3-1.85	1.5-1.8	0.8-1.05
Rotation speed (rpm)	1250	1250	1370	1230	870
Capacity (m³/h)	6020*	6166*	6250*	5521*	5222*
Thermal contact	Yes	Yes	No	No	Yes
Kable lenght (m)	Option	Option	-	5 m	-
Total weight (kg)	8.8	8.2	7.7	7.6	8.7
Certification	CE, EAC	CE, EAC	CE, EAC, cUЯus	CE, EAC, cUЯus	EAC, cUЯus

Available for the North American market on request (cUЯus).

* Measured without air guide plate and grille, and depending on pressure difference.

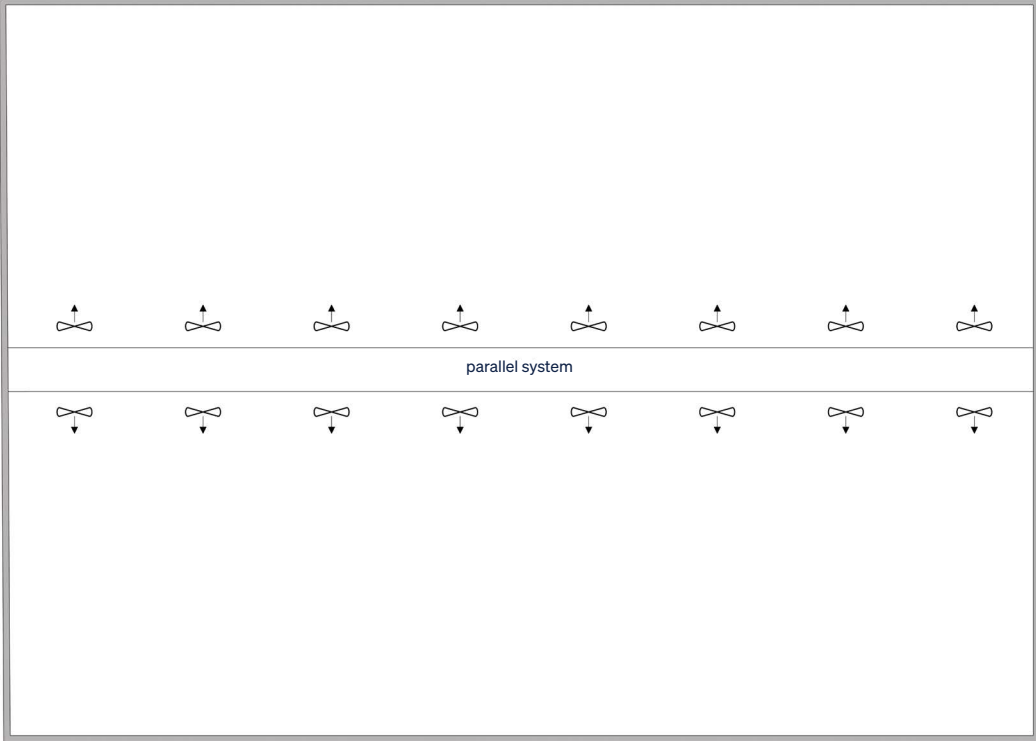
Type ZN045 ZA plus FE2owlet






Fan with toothed edges (FE2owlet)

Parallel system



Serial system



Serial system 3 x 3

